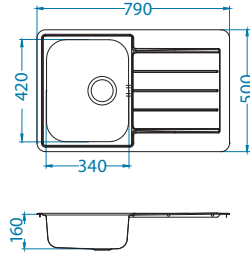


# Line 80

Size: 790 x 500 mm  
 Bowl dimensions: 340 x 420 x 160 mm  
 Cabinet size: 450 mm



surface	code	type	waste	installation	packaging	PCS per carton/pallet
NAT	1066750	reversible	3 1/2"	I	sleeve	0 / 30
NAT	1065686	reversible	1 1/2"	I	sleeve	0 / 30
LEI	1076801	reversible	3 1/2"	I	sleeve	0 / 30

**NAT - unpolished**

## Accessories:

### Included



**Waste kit**  
 1011644 - 1 1/2"  
 1130551 - 3 1/2"

### Optional



**Chopping board**  
 safety glass  
 1063063

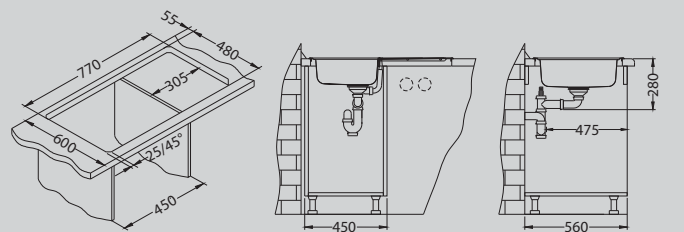


**Strainer bowl**  
 stainless  
 1062602



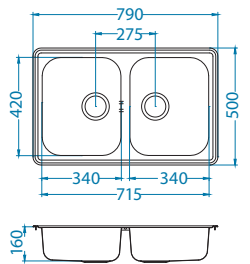
**Chopping board**  
 wooden  
 1064565

## Installation:



# Line 90

Size: 790 x 500 mm  
 Bowl dimensions: 340 x 420 x 160 mm  
 340 x 420 x 160 mm  
 Cabinet size: 800 mm



surface	code	type	waste	installation	packaging	PCS per carton/pallet
NAT	1066751	reversible	3 1/2"	I	sleeve	0 / 30
NAT	1065687	reversible	1 1/2"	I	sleeve	0 / 30

**NAT - unpolished**

## Accessories:

### Included



**Waste kit**  
 1011642 - 1 1/2"  
 1130555 - 3 1/2"

### Optional



**Chopping board**  
 safety glass  
 1063063



**Strainer bowl**  
 stainless  
 1062602



**Chopping board**  
 wooden  
 1064565

## Installation:

